

ONSCENE SOLUTIONS




PRODUCT CATALOG
PREMIUM CARGO SLIDES
LED LIGHTING
AIR CYLINDER MANAGEMENT
EQUIPMENT SECUREMENT

ON SCENE, FROM DAY 1.

For nearly 15 years, we've been right beside you — teaming up to engineer only the best OnScene Solutions for your everyday scene. Our heavy-duty cargo slides, versatile LED lighting systems and in-compartment securement solutions are all designed to make your response swift and your crews safe.

PREMIUM CARGO SLIDES	PG 04
LED LIGHTING	PG 06
AIR CYLINDER MANAGEMENT	PG 08
EQUIPMENT SECUREMENT	PG 10

On scene at Texas A&M's training grounds



The anodized aluminum tray features configurable tie-down points, PLUS an optional lay-down front to avoid lifting cargo over the tray's front lip.

LET US DO THE HEAVY LIFTING

INTRODUCING THE NEW X30 CARGO LIFT SYSTEM

Don't let work-related injuries weigh the department down. Featuring a 500-lb. capacity and 30-36" of downward travel, the all-new OnScene Solutions X30 cargo lift system lowers heavy equipment with the push of a button, positioning gear at the ideal height for better ergonomics. Available in various sizes.

Extension	Capacity	Depth
100%	500 lbs.	Varies



'THE BEST
MULTI-USE
TOOL EVER'

SAY HELLO
TO ONSCENE'S
REDESIGNED
WELLZ TOOL™

You won't find a more versatile personal carry tool than the newly redesigned Wellz multi-function tool, featuring a foldable, light-weight yet high-strength aluminum design. This forceable entry tool fits into a responder's pocket.

Use the all-new Wellz Tool to:

- Breach doors
- Block door hinges
- Shut off gas meters
- Open fire hydrants
- And more!

MOTHER NATURE TESTED.

Featuring the industry's only anodized aluminum cargo slides, OnScene Solutions builds the industry's most corrosion-resistant systems, backed by a lifetime warranty. And unlike our competitors who use metal rollers on metal glides, our Urethane wheels provide the smoothest gliding system on the market.

CORROSION-RESISTANT ANODIZED ALUMINUM
EASY-GLIDING URETHANE WHEELS
LARGE LATCH RELEASE DESIGNED FOR GLOVED HANDS
STANDARD LIFETIME WARRANTY



WHICH CARGO SYSTEM IS RIGHT FOR YOU? CHECK OUT OUR SLIDE GUIDE.

CARGO SLIDES


THE SLIDE GUIDE

OnScene Solutions has a slide for every position and solution that crews demand.

81 SERIES

This single-direction slide extends up to 100% of its full length for easy cargo access, while the three-rail design delivers extreme cargo carrying capacity.

Extension	Capacity	Depth
100%	1,000 lbs.*	20-120"



819 SERIES STEP

This three-rail slide mounts under the truck body and supports 500 lbs. when extended. The greasable latch combats road debris. Shown with optional NFPA tread-plate decking.

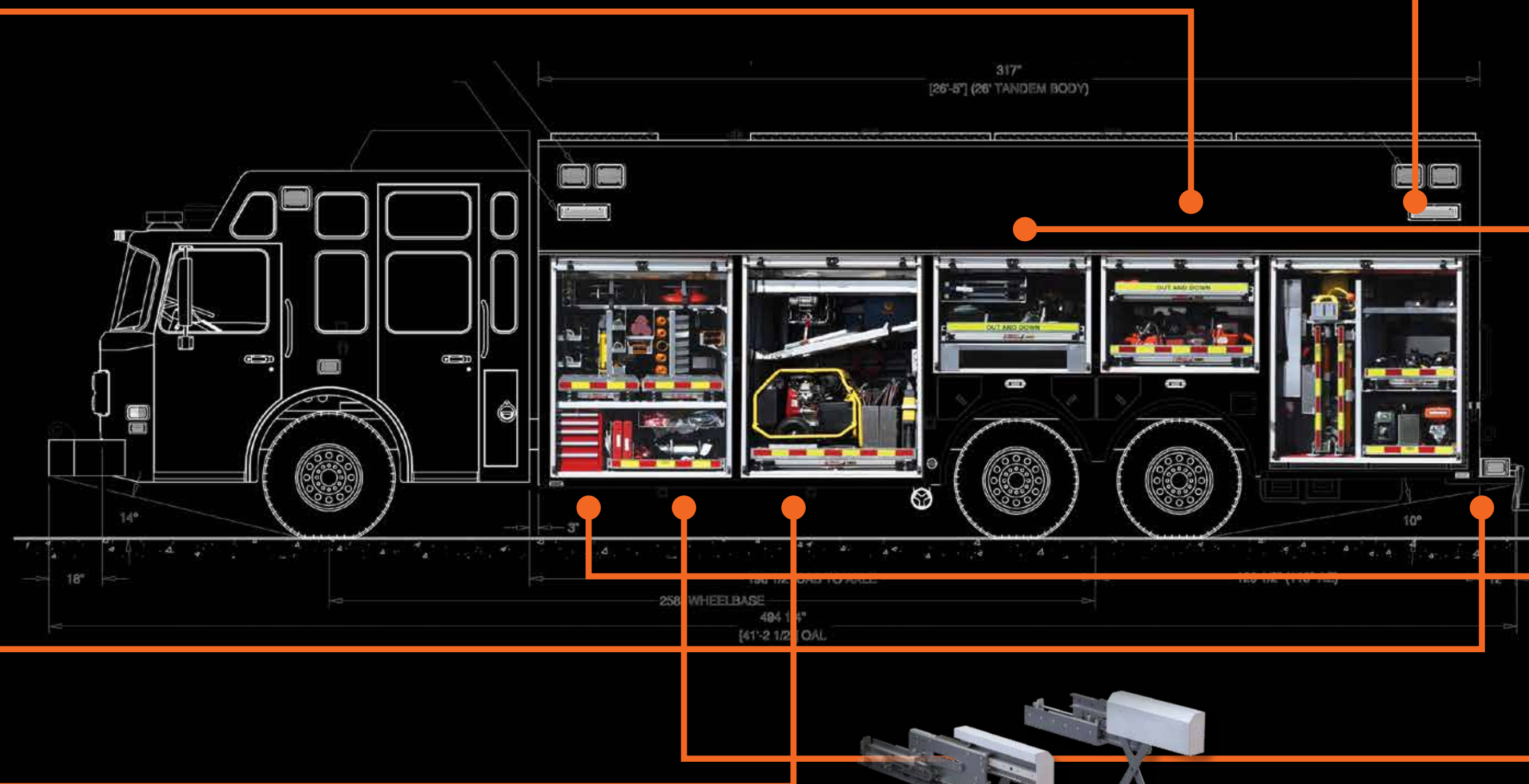
Extension	Capacity	Depth
100%	500 lbs.*	16"



82 SERIES

Without sacrificing weight capacity, this two-rail slide features a low-profile design perfect for compartments with lower ceiling heights.

Extension	Capacity	Depth
70%	1,000 lbs.	28-96"



OPTIONAL ON ALL SLIDES

OnScene Solution's tray with lay-down front design. (Now, crews can avoid lifting gear over the tray lip.)



LET US DO THE HEAVY LIFTING
INTRODUCING THE ALL-NEW
X30 CARGO LIFT SYSTEM PG 03

83 SERIES / 83 900 SERIES

These dual-direction transverse slides are a must-have for pass-through compartments, featuring up to 1,000 lbs. of capacity and 70% extension. The 83 900 features a 16" fixed width for transverse tool board use.

Extension	Capacity	Depth
70%	1,000 lbs.	40-96"



84 SERIES

For easy access to high storage areas, look to the 84 Series' slide-out / tilt-down design that delivers a 30-degree access angle and up to 250 lbs. of capacity.

Extension	Capacity	Depth
100%	250 lbs.*	13"-60"



85 SERIES

A clone of the 81 Series but in a narrow 11.375" design, the 85 Series accommodates tall, slim compartments, as well as vertical tool boards.

Extension	Capacity	Depth
100%	1,000 lbs.	16-120"



86 SERIES

This welded, NON-anodized aluminum slide provides an economical cargo system, featuring 100% extension. The ultra-low profile design (at 2.75") is perfect for lower compartments.

Extension	Capacity	Depth
100%	600 lbs.	16-30"



* Check technical data for de-rated lengths/widths.

LIGHTING FOR ANY RESPONSE

The versatile Night Axe™ and Access LED lighting systems are adaptable to any response vehicle and mounting location. Featuring an easy-to-install, waterproof design, these systems are rated for 100,000 hours of service.



LED LIGHTS

NIGHT AXE™ COMPARTMENT LIGHTING

The industry's only linear tube lighting system to be UL/ULC certified, the Night Axe™ features PWM technology to reduce amperage draw and heat, ensuring a 100,000-hour lifespan.



Output	Warranty	VDC
200 lumens for every 18" of light	10 year	9-32 (auto sensing)

Mounting hardware included

ACCESS COMPARTMENT LIGHTING

Available in white, red or blue lighting, the Access compartment lighting system delivers an abundance of luminous output for extreme lighting situations when tight budgets are a factor.



Output	Warranty	VDC
400 lumens for every 18" of light	5 year	12 or 24

Mounting hardware included

IN-CAB LIGHTING

OnScene's red-white capable lights pull extra duty thanks to remote switching ability, a park brake interface and timed dome feature. Use as your dome, map and cab light! These low-profile lights can be surface mounted without the need to cut interior panels.



Output	Warranty	VDC
Dual intensity / high-low standard	5 year	9-24 (auto sensing)

HOUSING UNITS

LIGHTING BEZELS

OnScene Solution's lighting bezels provide attractive yet durable housings with built-in Night Axe™ or Access lighting (with a 10- or 5-year warranty, respectively), and all necessary hardware. The waterproof design can mount to most any flat surface. Choose your look:

ANODIZED ALUMINUM

Corrosion-resistant aluminum finish with optional end-cap-mounted switch; available in 6-72" lengths

Under-cabinet angle



Walkway angle

CAST ALUMINUM

Our economical but durable finishes; available in 9" or 18" lengths

Polished: Attractive high-luster



Walkway angle



Under-cabinet angle

Ball Burnished: Non-reflective



Walkway angle

AIR CYLINDER MANAGEMENT


WHEN EVERY SECOND COUNTS ...

Turn to the SafeTSystem™, an air cylinder management system that allows a single firefighter to carry four compressed cylinders at one time for efficient transport.



Holder Carrier

The T handle locks the cylinders into the holder carrier, as well as the truck compartment, mobile cart or station rack, providing safe, secured storage.



Compartment Base

Holder Carrier	Base (for 2 Carriers)		Base (for 3 Carriers)		Bottle Size	
Minnie	HC-MN	—	—	—	Oxygen D cylinder	
Small	HC-SM	Small	CB2-SM	Small	CB3-SM	4500psi 30 min
Medium	HC-M1	Medium	CB2-M1	Medium	CB3-M1	4500psi 45 min
Medium	HC-M2	Medium	CB2-M2	Medium	CB3-M2	2216psi 30 min
Large	HC-LG	Large	CB2-LG	Large	CB3-LG	4500psi 60 min



SAFETSYSTEM™
BUILT BY ONSCENE SOLUTIONS

TRANSPORT

HAND CART



Efficiency starts here. Securely transport multiple carriers from the compartment base to the utility transport box, the mobile station rack or the fire scene rehab.

Two-Wheeled Cart

Rack		Bottle Size
Small	SHC-SM	4500psi 30 min
Medium	SHC-M1	4500psi 45 min
	SHC-M2	2216psi 30 min
Large	SHC-LG	4500psi 60 min



UTILITY TRANSPORT BOX

Carry multiple SafeTSystem™ holder carriers at one time. Choose from a two-, three- or four-carrier-wide Utility Transport Box. Meanwhile, the 6-carrier-wide option is ideal for multi-station department with a single-compressor station. Load up this Utility Transport Box in the back of a pickup for ultimate efficiency.

	2 Carriers Wide	3 Carriers Wide	4 Carriers Wide	6 Carriers Wide	Bottle Size
Small	UTB2-SM	UTB3-SM	UTB4-SM	UTB-RTT-SM	4500psi 30 min
Medium	UTB2-M1	UTB3-M1	UTB4-M1	UTB-RTT-M1	4500psi 45 min
	UTB2-M2	UTB3-M2	UTB4-M2	UTB-RTT-M2	2216psi 30 min
Large	UTB2-LG	UTB3-LG	UTB4-LG	UTB-RTT-LG	4500psi 60 min

STORAGE

MOBILE STATION RACK

The SafeTSystem™ Mobile Station Rack provides a more organized and secure staging area and station refill site. Available with a removable top tier for station-to-station transport.



Removable Top Tier (6 Carriers Wide x 1 Tier)

Rack		Bottle Size
Small	SRM-RTT-SM	4500psi 30 min
Medium	SRM-RTT-M1	4500psi 45 min
	SRM-RTT-M2	2216psi 30 min
Large	SRM-RTT-LG	4500psi 60 min

Fixed Top Tier (6 Carriers Wide x 2 Tiers)

Rack		Bottle Size
Small	SRMF-SM	4500psi 30 min
Medium	SRMF-M1	4500psi 45 min
	SRMF-M2	2216psi 30 min
Large	SRMF-LG	4500psi 60 min

BUILT TO SECURE YOUR EQUIPMENT



The market's only three-point system

HELMET MOUNT

An innovative solution that meets NFPA 1901 helmet containment requirements — OnScene's patented Talon helmet mount. With multiple adjustment points, the Talon can be configured to fit nearly any helmet with a brim, including EU-style helmets.

Construction	Warranty
Anodized aluminum with stainless-steel hardware	Lifetime warranty



Cargo strap with glove-friendly release

CARGO STRAP

Featuring a quick-release buckle design, the OnScene Solutions cargo strap is a favorite among on-the-go crews. This design releases with the swipe of a gloved hand but stays secure even if the buckle leans up against other cargo. Mounting hardware is included.

Construction	Warranty
Aluminum buckle with brass release; 1" chemical-resistant nylon webbing	Limited 2-year warranty




Blue tab/reflective strip for quick release

VELCRO STRAP

The OnScene Solutions velcro strap features a blue pull tab and reflective strip to help responders quickly release the strap. Durable and fully adjustable, this nylon strap is virtually weather proof and chemical resistant. Each strap comes complete with mounting hardware.

Construction	Warranty
1.5"-wide nylon webbing (resistant to most chemicals) with reflective tab	Limited 2-year warranty



Rubber mounted to prevent unit damage

RUB RAIL

Eliminate the tedious task of manufacturing rails with these pre-manufactured rub rails, featuring a recessed design to protect optional DOT reflective tape or marker lights. Optional waterproof lights attach to the rail's rear side, directing ground lighting to the operator's feet.

Construction	Warranty
Corrosion-resistant anodized aluminum	Limited lifetime warranty



Available in different reel configurations

REEL EXTENSION

Often, Hannay hose or cord reels are mounted too far in the compartment to accommodate reeled-in spools, making access difficult. This reel extension positions the end of the hose or cord closer to the door opening, eliminating damage to equipment and door seals.

Construction	Warranty
Powder-coated aluminum	Limited lifetime warranty




Grooved channels for moist environments

HOSEBED SLATS

Lightweight yet durable, these aluminum hosebed slats can be ordered in lengths of up to 146" or can be custom cut. The slats feature channels that allow hose moisture to escape easily, while the grooved channels also provide a slip-resistant walking surface for crews.

Construction	Warranty
Cast aluminum slats in lengths of 146" or less	Limited warranty





ONSCENE SOLUTIONS

OnSceneSolutions.com
877-567-4712
info@onscenesolutions.com

See your sales representative for further information and prices. All information in this catalog and on www.OnSceneSolutions.com is the latest available at the time of publication approval. OnScene Solutions reserves the right to make changes and to discontinue products without notice or obligation. Photography may show optional equipment. Printed in the USA. 2K 0318 ©2018 OnScene Solutions